

Tribar Manufacturing Supplier Barcode Label Requirements

Label Specifications

The following specifications will guide you, the supplier, in printing correct receiving labels for product you ship to Tribar Manufacturing. These specifications will cover most situations. There may be circumstances where requirements will dictate modifications.

Tribar Manufacturing prefers barcodes be formatted using Code 128 although the use of Code 39 barcode symbology is acceptable if you cannot support Code 128. The use of the specified data elements and data identifier codes is required.

The following details label requirements. Requirements are similar to the AIAG shipping label.

Criteria for the receiving label includes:

- Label dimensions should be 6 x 4 or 6 ½ x 4 (165mm x 102mm) in width and height respectively.
- Containers are to be labeled on two sides.
- Barcode symbology should be Code 128 (Code 39 is acceptable) with .25 inch white space on each side of the barcode.
- Barcode height: 0.5 inch.
- Barcode label is comprised of eight blocks of information.
- Data Identifier Codes are required on all barcodes:
 - P – Tribar Part Number
 - Q – Container Quantity
 - K – Tribar PO Number
 - Lot/Label Date (no data identifier)
 - S – Serial Number
- Block titles should print in the upper left corner of each block. The human readable data identifier code will be in parenthesis (see sample).
- Human readable data should print directly above the bar code. Size is dependent on the information block size.
- Label data content should include Tribar part number, quantity, Tribar purchase order number, Tribar part description, supplier name, and serial number (serial numbers must be unique for each container and must never repeat).

Block Sizes for 4 inch height:

- Header “Purchased Component” Text - .75 inch
- Part Number / Quantity – 1 inch
- Description / PO Number - .75 inch
- Manufacture Date / Supplier Name – 0.5 inch
- Serial Number / Supplier Area – 1 inch

Tribar Manufacturing Supplier Barcode Label Requirements

Data Area Characteristics

Tribar Part Number

The human readable part number characters should be bold and approximately 0.4 inches high. The bar code symbol for the part number should be directly below the human readable characters and should be a minimum of 0.5 inches high. The block should be labeled “PART NO (P)”.

Quantity

The human readable characters should be approximately 0.4 in high. The bar code symbol for the quantity should be directly below the human readable characters and should be a minimum of 0.5 inch. Maximum length anticipated for the quantity is nine numeric characters plus the data qualifier of Q. The length of this area or the size of the bar code and human readable may be adjusted to handle larger quantities. The block should be labeled “QUANTITY (Q)”.

Tribar Description

The human readable description should be the full part description supplied by Tribar Manufacturing and should be approximately .3 inch high. The title block should read “DESCRIPTION”.

Tribar Purchase Order

The human readable purchase order number should be the full PO number supplied by Tribar Manufacturing and should be approximately .3 inch high. The bar code symbol should be directly below the human readable characters and should be 0.5 inch. The title block should read “PO NO (K)”.

Manufacture Date/Supplier Name

The human readable manufacture/ship date and supplier name should be a minimum height of 0.3 inch. Title block for the manufacture date should read “DATE”. No title block is necessary for the supplier name field.

Serial Number

Maximum length of a serial number is nine characters/digits – including the Tribar assigned vendor identifier. The serial number must be unique for each label. The human readable number should be a minimum of 0.35 inch. The bar code symbol for the serial number should be directly below the human readable characters and should be a minimum of 0.5 inch. The serial number data identifier is S. The serial number is prepended by the Tribar assigned character ID. For example, the complete contents of a sample serial would be SA12345678. S is the data identifier. A is the Tribar assigned supplier character code. 12345678 is the unique serial number. Title block should read “SERIAL (S)”.

Supplier Section





The block in the lower right hand section of the label is designated for supplier use.

Tribar Manufacturing Supplier Barcode Label Requirements

Barcode Symbology

Bar Codes should be Code 128 (Code39 is acceptable if you cannot support Code 128) and should conform to the Bar Code Symbology Standards published by the Automotive Industry Action Group (AIAG-B-1). It is the responsibility of the supplier to provide bar code labels that meet these specifications and to verify that the bar code labels are scannable.

SAMPLE LABEL

Purchased Component	
<small>PART NO (P)</small> 1234567 	<small>QUANTITY (Q)</small> 1234567 
<small>DESCRIPTION</small> Part Description	<small>PO NO (K)</small> 123456789 
<small>DATE</small> Manufacture/Label Date	Supplier Name
<small>SERIAL NO (S)</small> Serial Number 	Supplier Area